

S3H RELAY SHORI

◆ Features

- S3H Series Relay covers switching capacity by 10A in spite of miniature size to comply with user's wide selection.
- The employment of suitable plastic materials is applied under high temperature condition and various chemical solutions.
- SPNO, SPNC, SPDT and sealed flux free & sealed Washable type are available.



◆ Coil Data [at 20°C]

Rated voltage (V)	Coil Resistance ± 10% (Ω)	Rated Current ± 10% (mA)	Pick up Voltage (Max)	Drop out Voltage (Min)	Max continuous Voltage	Power consumption At rated Voltage
3	25	120	75% of rated voltage	5% of rated voltage	110% Max of Rated voltage	Approx.0.36W
5	70	72				
6	100	60				
9	225	40				
12	400	30				
24	1600	15				
48	6400	7.5				

◆ Contact Rating

Resistive load	10A 277VAC, 7A 30VDC, 15A 125VAC
----------------	----------------------------------

◆ Type List

Terminal style	Contact form	Designation(provided with)	
		Sealed type	Sealed type washable
PCB terminal	1A (SPNO)	S3H-12-1A	S3H-12-1AS
	1B (SPNC)	S3H-12-1B	S3H-12-1BS
	1C(SPDT)	S3H-12-1C	S3H-12-1CS

◆ Ordering information

S3H - 12 1A S
1 2 3 4

1. S3H -- Basic series designation

2. 12 -- Coil Voltage (3V~48V)

Blank -- Sealed type

3.1A -- Form A, normally open (SPNO)

1B -- Form B, normally closed(SPNC)

1C -- Form C, Double-throw(SPDT)

4. S -- Sealed type washable

S3H RELAY *SHORI*

◆ Specification

Contact material	Ag Alloy	
Contact resistance	100 mΩ Max	
Operate time	10 ms Max	
Release time	5 ms Max	
Insulation resistance	100 mΩ Min. (DC 500V)	
Dielectric strength	Between open contact : AC 500V ,50/60Hz 1 min.	
	Between contact and coil : AC 1500V, 50/60Hz 1 min.	
Vibration resistance	Operating extremes	10~50Hz, amplitude 1.5 mm
	Damage limits	10~50Hz, amplitude 1.5 mm
Shock resistance	Operating extremes	10G
	Damage limits	100G
Life expectancy	Mechanical	10,000,000 operations (frequency 18,000 operations/hr)
	Electrical	100,000 operations (frequency 1,200 operations/hr)
Operating ambient temperature	-30~+85°C(no freezing)	
Weight	Approx 9.5 g	

◆ Safety Approval

Certified	UL/CUL	TUV
File No.	E188091	R50025857

◆ Safety Approval Rating

	UL/CUL	TUV
1A	10A 277VAC, 7A 30VDC ,15A 125VAC	10A 240VAC , 15A 125VAC, 20A 14VDC
1B	10A 277VAC, 7A 30VDC ,15A 125VAC,TV-5/125VAC	10A 240VAC , 15A 125VAC, 20A 14VDC
1C	7A 277VAC ,7A 30VDC,15A 125VAC	7A 240VAC , 15A 125VAC, 7A 30VDC, 12A 24VDC

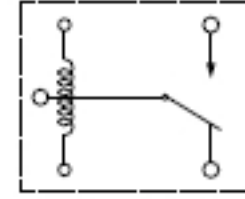
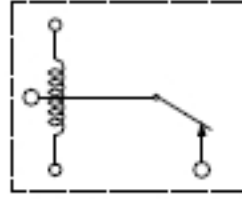
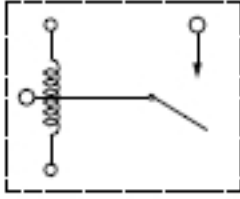
◆ Outline dimensions



S3H RELAY SHORI

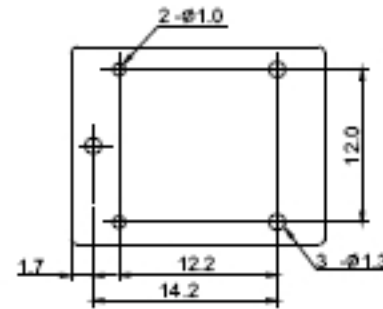
◆ Wiring Diagram

BOTTOM VIEW



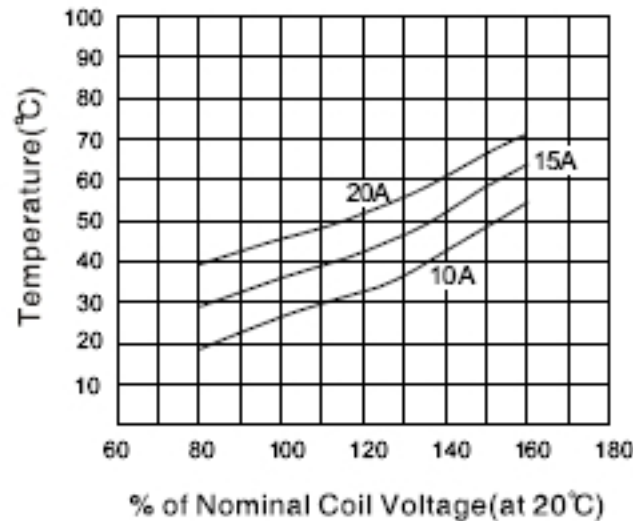
◆ PC BOARD LAYOUT

BOTTOM VIEW

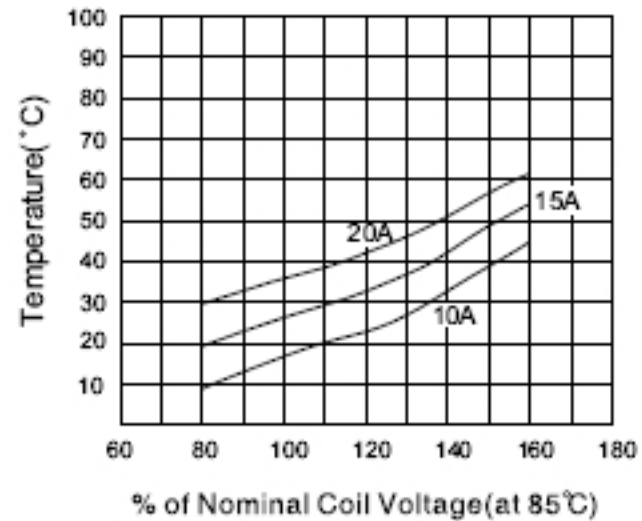


◆ Engineering Data

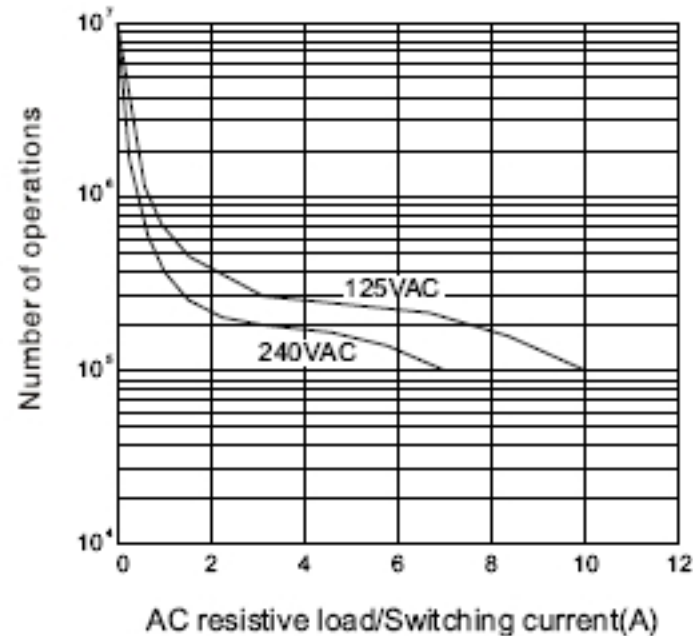
Coil temperature rise



Coil temperature rise



Life expectancy



Operate time/Release time

