


LGL

Snap-in Terminal Type, 105°C Ultra-Smaller-Sized

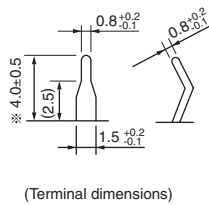
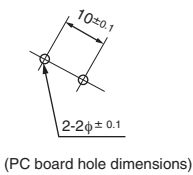
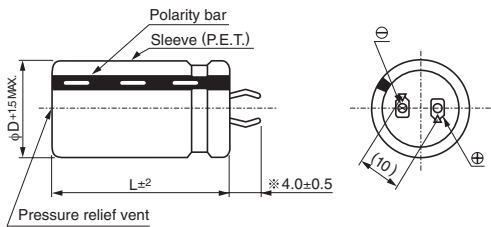


- One rank smaller case sized than LGG.
- Suited for equipment down sizing.
- Compliant to the RoHS directive (2011/65/EU).

Specifications

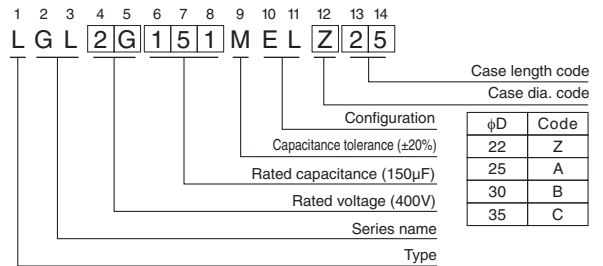
Item	Performance Characteristics			
Category Temperature Range	- 25 to +105°C			
Rated Voltage Range	400 · 450V			
Rated Capacitance Range	120 to 1000μF			
Capacitance Tolerance	±20% at 120Hz, 20°C			
Leakage Current	$I \leq 3\sqrt{CV}$ (μA) (After 5 minutes' application of rated voltage) [C : Rated Capacitance (μF) V : Voltage (V)]			
Tangent of loss angle (tan δ)	Rated voltage (V)	400 450	Measurement frequency : 120Hz at 20°C	
	tan δ (MAX.)	0.15 0.20		
Stability at Low Temperature	Rated voltage (V)	400 · 450		Measurement frequency : 120Hz
	Impedance ratio ZT/Z20 (MAX.)	Z - 25°C/Z + 20°C		
Endurance	The specifications listed at right shall be met when the capacitors are restored to 20°C after D.C. bias plus rated ripple current is applied for 2000 hours at 105°C, the peak voltage shall not exceed the rated voltage.		Capacitance change	Within ±20% of the initial capacitance value
			tan δ	200% or less than the initial specified value
			Leakage current	Less than or equal to the initial specified value
Shelf Life	After storing the capacitors under no load at 105°C for 1000 hours and then performing voltage treatment based on JIS C 5101-4 clause 4.1 at 20°C, they shall meet the characteristic requirements listed at right.		Capacitance change	Within ±20% of the initial capacitance value
			tan δ	200% or less than the initial specified value
			Leakage current	Less than or equal to the initial specified value
Marking	Printed with white color letter on black sleeve.			

Drawing



※ The other terminal is also available upon request.
Please refer page 332 for schematic of dimensions.

Type numbering system (Example : 400V 150μF)



Frequency coefficient of rated ripple current

Frequency (Hz)	50	60	120	300	1 k	10k	50k or more
Coeff.	400 - 450V	0.77	0.82	1.00	1.16	1.30	1.41

Minimum order quantity : 50pcs.

- Dimension table in next page.

LGL

■Dimensions

400V (2G)				
Cap. (μ F)	Size ϕ D x L(mm)	Rated ripple (mArms)	Leakage Current (mA)	Code
150	22 x 25	730	0.73	LGL2G151MELZ25
220	22 x 30	780	0.88	LGL2G221MELZ30
	25 x 25	780	0.88	LGL2G221MELA25
270	22 x 35	910	0.98	LGL2G271MELZ35
	25 x 30	910	0.98	LGL2G271MELA30
330	22 x 45	1070	1.08	LGL2G331MELZ45
	25 x 35	1070	1.08	LGL2G331MELA35
	30 x 25	1040	1.08	LGL2G331MELB25
390	22 x 50	1230	1.18	LGL2G391MELZ50
	25 x 40	1230	1.18	LGL2G391MELA40
	30 x 30	1230	1.18	LGL2G391MELB30
	35 x 25	1180	1.18	LGL2G391MELC25
470	25 x 45	1500	1.30	LGL2G471MELA45
	30 x 35	1500	1.30	LGL2G471MELB35
560	30 x 40	1660	1.41	LGL2G561MELB40
	35 x 30	1660	1.41	LGL2G561MELC30
680	30 x 45	1740	1.56	LGL2G681MELB45
	35 x 35	1740	1.56	LGL2G681MELC35
820	30 x 50	1920	1.71	LGL2G821MELB50
	35 x 40	1920	1.71	LGL2G821MELC40
1000	35 x 50	2200	1.89	LGL2G102MELC50

450V (2W)				
Cap. (μ F)	Size ϕ D x L(mm)	Rated ripple (mArms)	Leakage Current (mA)	Code
120	22 x 25	690	0.69	LGL2W121MELZ25
150	22 x 30	740	0.77	LGL2W151MELZ30
	25 x 25	740	0.77	LGL2W151MELA25
180	22 x 35	770	0.85	LGL2W181MELZ35
	25 x 30	770	0.85	LGL2W181MELA30
220	22 x 40	850	0.94	LGL2W221MELZ40
	25 x 35	850	0.94	LGL2W221MELA35
	30 x 25	820	0.94	LGL2W221MELB25
270	22 x 45	930	1.04	LGL2W271MELZ45
	25 x 40	930	1.04	LGL2W271MELA40
	30 x 30	930	1.04	LGL2W271MELB30
330	25 x 45	1120	1.15	LGL2W331MELA45
	30 x 35	1120	1.15	LGL2W331MELB35
	35 x 25	1070	1.15	LGL2W331MELC25
390	25 x 50	1280	1.25	LGL2W391MELA50
	30 x 40	1280	1.25	LGL2W391MELB40
	35 x 30	1280	1.25	LGL2W391MELC30
470	30 x 45	1480	1.37	LGL2W471MELB45
	35 x 35	1480	1.37	LGL2W471MELC35
560	30 x 50	1660	1.50	LGL2W561MELB50
	35 x 40	1660	1.50	LGL2W561MELC40
680	35 x 45	1770	1.65	LGL2W681MELC45
820	35 x 50	1930	1.82	LGL2W821MELC50

Rated ripple current (mArms) at 105°C 120Hz