


Surface Mount Fuse, 1.6 x 0.8 mm, Super-Quick-Acting FF, 32 VAC, 63 VDC



Exemplary part photo depending on part no.

UL 248-14 · 63 VAC · 63 VDC · Super-Quick-Acting FF

See below:

[Approvals and Compliances](#)

Description

- UL characteristic
- Low melting I²t-values, fast interruption
- Impermeable to potting compound

Applications

- Secondary Protection DC and AC
- Circuits without inrush
- Semiconductor protection

References

[Packaging Details](#)

Weblinks

[pdf datasheet](#), [html-datasheet](#), [General Product Information](#), [Packaging details](#), [Distributor-Stock-Check](#), [Detailed request for product](#), [Microsite](#)

Technical Data

Rated Voltage	63 VAC, 63 VDC
Rated current	0.5 - 5 A
Breaking Capacity	50 A
Characteristic	Super-Quick-Acting FF
Mounting	PCB,SMT
Admissible Ambient Air Temp.	-55 °C to 90 °C
Climatic Category	55/090/21 acc. to IEC 60068-1
Material: Housing	Epoxyd Glass, UL 94V-0
Material: Terminals	general Ni/Sn, for 1A version Ni/Au
Unit Weight	0.0016 g
Storage Conditions	0 °C to 60 °C, max. 70% r.h.
Product Marking	Letter (see variants)

Soldering Methods	Reflow Soldering Profile
Solderability	245 °C / 3 sec acc. to IEC 60068-2-58, Test Td
Resistance to Soldering Heat	260 +0/-5 °C / 30 sec acc. to IPC/JEDEC J-STD-020D, Level 1
Moisture Resistance Test	MIL-STD-202, Method 106E (50 cycles in a temp./mister chamber)
Terminal Strength	MIL-STD-202, Method 211A (Deflection of board 1 mm for 1 minute)
Case Resistance	acc. to EIA/IS-722, Test 4.7 >100 MΩ (between leads and body)
Resistance to Solvents	MIL-STD-202, Method 215A
Flammability	min. UL 94V-1 (acc. to EIA/IS-722, Test 4.12)

Approvals and Compliances

Detailed information on product approvals, code requirements, usage instructions and detailed test conditions can be looked up in [Details about Approvals](#)

Approvals

The approval mark is used by the testing authorities to certify compliance with the safety requirements placed on electronic products.

Approval Reference Type: USF 0603

Approval Logo	Certificates	Certification Body	Description
	UL Approvals	UL	UL File Number: E41599

Product standards

Product standards that are referenced

Organization	Design	Standard	Description
	Designed according to	UL 248-14	Low voltage fuses - Part 14: Additional fuses
	Designed according to	CSA22.2 No. 248.14	Low-Voltage Fuses - Part 14: Supplemental Fuses






Application standards

Application standards where the product can be used

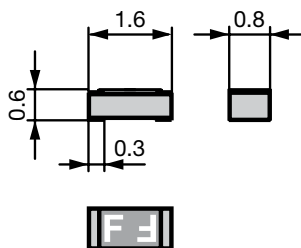
Organization	Design	Standard	Description
	Designed for applications acc.	IEC/UL 60950	IEC 60950-1 includes the basic requirements for the safety of information technology equipment.

Compliances

The product complies with following Guide Lines

Identification	Details	Initiator	Description
	CE declaration of conformity	SCHURTER AG	The CE marking declares that the product complies with the applicable requirements laid down in the harmonisation of Community legislation on its affixing in accordance with EU Regulation 765/2008.
	RoHS	SCHURTER AG	EU Directive RoHS 2011/65/EU
	China RoHS	SCHURTER AG	The law SJ / T 11363-2006 (China RoHS) has been in force since 1 March 2007. It is similar to the EU directive RoHS.
	Halogen Free	SCHURTER AG	SCHURTER strives to offer our customers halogen free products.
	REACH	SCHURTER AG	On 1 June 2007, Regulation (EC) No 1907/2006 on the Registration, Evaluation, Authorization and Restriction of Chemicals 1 (abbreviated as "REACH") entered into force.

Dimension [mm] H 1.6 mm



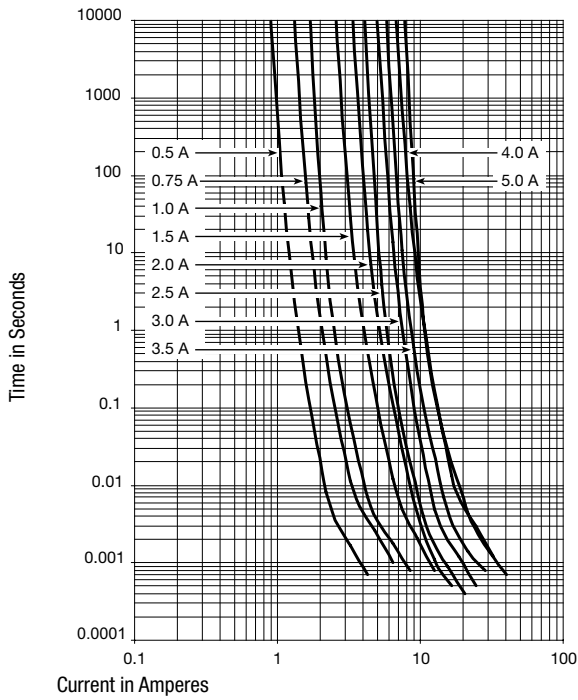
Soldering pads

Pre-Arcing Time

Rated Current I_n 1.0 x I_n min. 2.0 x I_n max.


0.5 A - 5 A	4 h	60 s
-------------	-----	------

Time-Current-Curves



All Variants

Rated Current [A]	Rated Voltage [VAC]	Rated Voltage [VDC]	Marking	Breaking Capacity	Voltage Drop 1.0 In max. [mV]	Voltage Drop 1.0 In typ. [mV]	Cold Resistance typ. [mΩ]	Melting I²t 8.0 In typ. [A²s]	Order Number
0.5	63	63	F	1)	120	101	157	0.02	● 3412.0113.11
0.5	63	63	F	1)	120	101	157	0.02	● 3412.0113.22
0.5	63	63	F	1)	120	101	157	0.02	● 3412.0113.24
0.5	63	63	F	1)	120	101	157	0.02	● 3412.0113.26
0.75	63	63	G	1)	120	100	90	0.04	● 3412.0114.11
0.75	63	63	G	1)	120	100	90	0.04	● 3412.0114.22
0.75	63	63	G	1)	120	100	90	0.04	● 3412.0114.24
0.75	63	63	G	1)	120	100	90	0.04	● 3412.0114.26
1	63	63	H	1)	120	98	75	0.06	● 3412.0115.11
1	63	63	H	1)	120	98	75	0.06	● 3412.0115.22
1	63	63	H	1)	120	98	75	0.06	● 3412.0115.24
1	63	63	H	1)	120	98	75	0.06	● 3412.0115.26
1.5	63	63	K	1)	120	73	44	0.14	● 3412.0117.11
1.5	63	63	K	1)	120	73	44	0.14	● 3412.0117.22
1.5	63	63	K	1)	120	73	44	0.14	● 3412.0117.24
1.5	63	63	K	1)	120	73	44	0.14	● 3412.0117.26
2	32	32	N	2)	120	70	27.5	0.25	● 3412.0119.11
2	32	32	N	2)	120	70	27.5	0.25	● 3412.0119.22
2	32	32	N	2)	120	70	27.5	0.25	● 3412.0119.24
2	32	32	N	2)	120	70	27.5	0.25	● 3412.0119.26
2.5	32	32	O	2)	120	75	23.5	0.4	● 3412.0120.11
2.5	32	32	O	2)	120	75	23.5	0.4	● 3412.0120.22
2.5	32	32	O	2)	120	75	23.5	0.4	● 3412.0120.24
2.5	32	32	O	2)	120	75	23.5	0.4	● 3412.0120.26
3	32	32	P	2)	120	80	18.6	0.58	● 3412.0121.11
3	32	32	P	2)	120	80	18.6	0.58	● 3412.0121.22
3	32	32	P	2)	120	80	18.6	0.58	● 3412.0121.24
3	32	32	P	2)	120	80	18.6	0.58	● 3412.0121.26

Rated Current [A]	Rated Voltage [VAC]	Rated Voltage [VDC]	Marking	Breaking Capacity	Voltage Drop 1.0 In max. [mV]	Voltage Drop 1.0 In typ. [mV]	Cold Resistance typ. [mΩ]	Melting I ² t 8.0 In typ. [A ² s]		Order Number
3.5	32	32	R	2)	120	85	16	0.8	●	3412.0122.11
3.5	32	32	R	2)	120	85	16	0.8	●	3412.0122.22
3.5	32	32	R	2)	120	85	16	0.8	●	3412.0122.24
3.5	32	32	R	2)	120	85	16	0.8	●	3412.0122.26
4	32	32	S	2)	120	80	12.5	1.1	●	3412.0123.11
4	32	32	S	2)	120	80	12.5	1.1	●	3412.0123.22
4	32	32	S	2)	120	80	12.5	1.1	●	3412.0123.24
4	32	32	S	2)	120	80	12.5	1.1	●	3412.0123.26
5	32	32	T	2)	120	70	10	1.5	●	3412.0124.11
5	32	32	T	2)	120	70	10	1.5	●	3412.0124.22
5	32	32	T	2)	120	70	10	1.5	●	3412.0124.24
5	32	32	T	2)	120	70	10	1.5	●	3412.0124.26

 Most Popular.

Availability for all products can be searched real-time: <https://www.schurter.com/en/Stock-Check/Stock-Check-SCHURTER>

1) 50 A @ 63 VAC, cos φ ≥ 0.99 / 50 A @ 63 VDC

2) 50 A @ 32 VAC, cos φ ≥ 0.99 / 50 A @ 32 VDC

Packaging Unit

- .xx = .11 Blister Tape of 100 pcs. in Plastic Bag
- .xx = .22 Blister Tape 18 cm Reel (1000 pcs.)
- .xx = .24 Blister Tape 18 cm Reel (5000 pcs.)
- .xx = .26 Blister Tape 33 cm Reel (15000 pcs.)