

## 50A, 600V - 1000V Standard Bridge Rectifier

### FEATURES

- AEC-Q101 qualified available
- Glass passivated chip junction
- Ideal for printed circuit board
- Typical IR less than 0.1 $\mu$ A
- High surge current capability
- UL Recognized File # E-326243
- RoHS Compliant
- Halogen-free according to IEC 61249-2-21

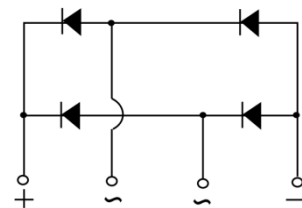
### APPLICATIONS

- Switching mode power supply (SMPS)
- Adapters
- Lighting application

### MECHANICAL DATA

- Case: TS-6P
- Molding compound meets UL 94V-0 flammability rating
- Terminal: Matte tin plated leads, solderable per J-STD-002
- Meet JESD 201 class 2 whisker test
- Mounting torque: 0.92 N·m maximum
- Polarity: As marked
- Weight: 7.15g (approximately)

KEY PARAMETERS		
PARAMETER	VALUE	UNIT
$I_F$	50	A
$V_{RRM}$	600 - 1000	V
$I_{FSM}$	400	A
$T_{J\ MAX}$	150	°C
Package	TS-6P	
Configuration	Quad	


**TS-6P**


ABSOLUTE MAXIMUM RATINGS ( $T_A = 25^\circ\text{C}$ unless otherwise noted)					
PARAMETER	SYMBOL	TS50P05G	TS50P06G	TS50P07G	UNIT
Marking code on the device		TS50P05G	TS50P06G	TS50P07G	
Repetitive peak reverse voltage	$V_{RRM}$	600	800	1000	V
Reverse voltage, total rms value	$V_{R(RMS)}$	420	560	700	V
Forward current	$I_F$	50			A
Peak forward surge current, 8.3ms single half sine-wave superimposed on rated load	$I_{FSM}$	400			A
Rating of fusing ( $t < 8.3\text{ms}$ )	$I^2t$	664			$\text{A}^2\text{s}$
Junction temperature	$T_J$	- 55 to +150			°C
Storage temperature	$T_{STG}$	- 55 to +150			°C

<b>THERMAL PERFORMANCE</b>			
<b>PARAMETER</b>	<b>SYMBOL</b>	<b>TYP</b>	<b>UNIT</b>
Junction-to-case thermal resistance	$R_{\theta JC}$	0.56	°C/W

<b>ELECTRICAL SPECIFICATIONS</b> ( $T_A = 25^\circ\text{C}$ unless otherwise noted)					
<b>PARAMETER</b>	<b>CONDITIONS</b>	<b>SYMBOL</b>	<b>TYP</b>	<b>MAX</b>	<b>UNIT</b>
Forward voltage per diode <sup>(1)</sup>	$I_F = 25\text{A}, T_J = 25^\circ\text{C}$	$V_F$	-	1.1	V
Reverse current @ rated $V_R$ per diode <sup>(2)</sup>	$T_J = 25^\circ\text{C}$	$I_R$	-	10	$\mu\text{A}$
	$T_J = 125^\circ\text{C}$		-	500	$\mu\text{A}$

**Notes:**

1. Pulse test with  $PW = 0.3\text{ms}$
2. Pulse test with  $PW = 30\text{ms}$

<b>ORDERING INFORMATION</b>		
<b>ORDERING CODE</b> <sup>(1)(2)</sup>	<b>PACKAGE</b>	<b>PACKING</b>
TS50PxG	TS-6P	15 / Tube
TS50PxGH	TS-6P	15 / Tube

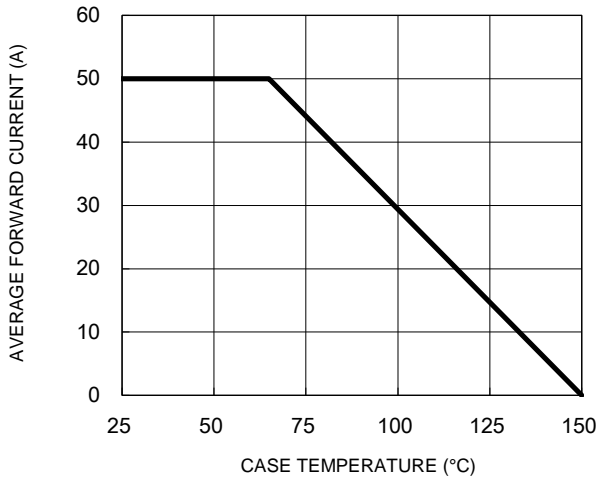
**Notes:**

1. "x" defines voltage from 600V(TS50P05G) to 1000V(TS50P07G)
2. "H" means AEC-Q101 qualified

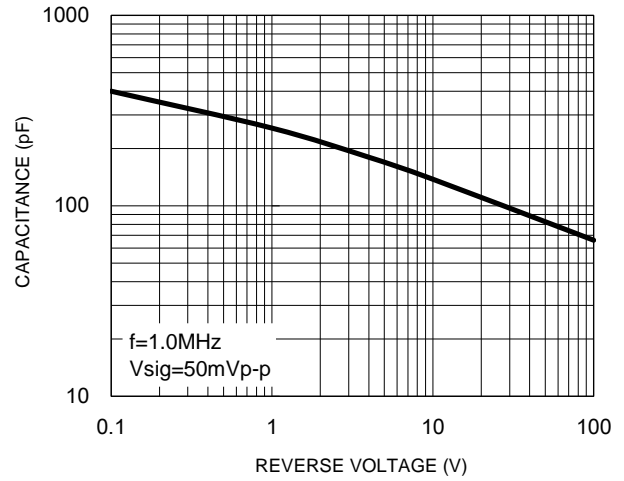
**CHARACTERISTICS CURVES**

( $T_A = 25^\circ\text{C}$  unless otherwise noted)

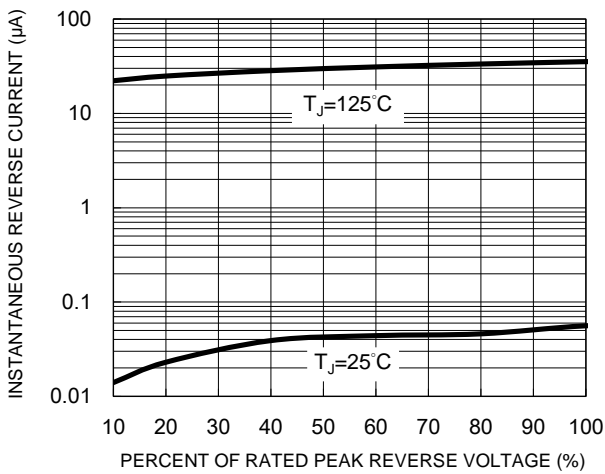
**Fig.1 Forward Current Derating Curve**



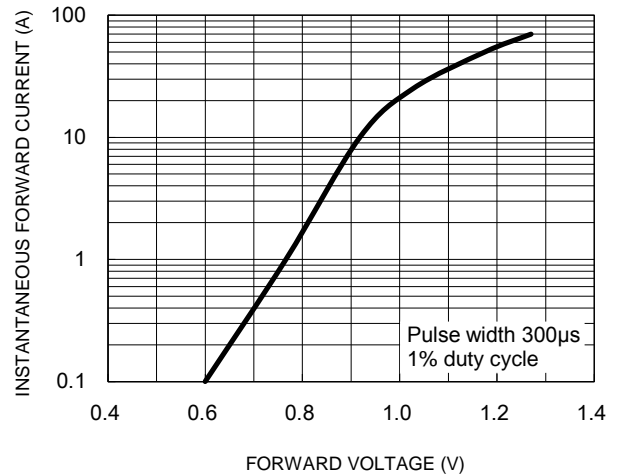
**Fig.2 Typical Junction Capacitance**



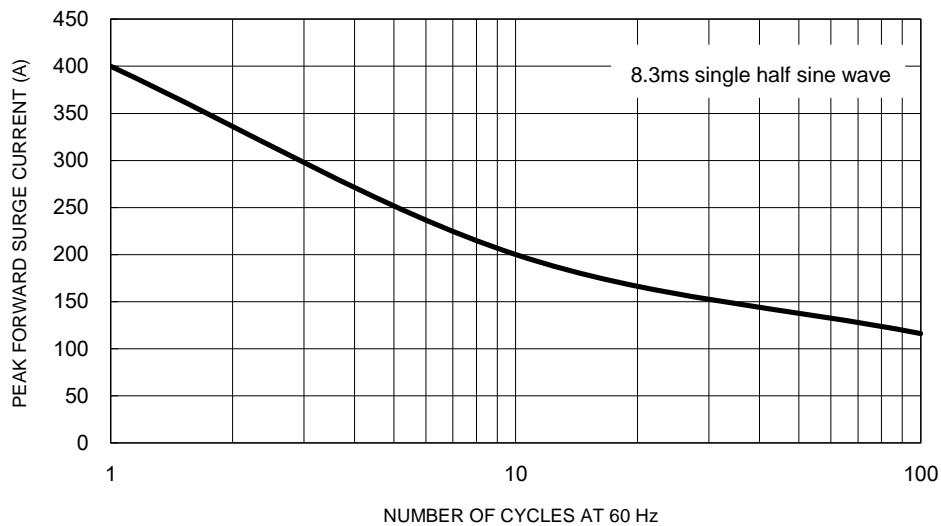
**Fig.3 Typical Reverse Characteristics**



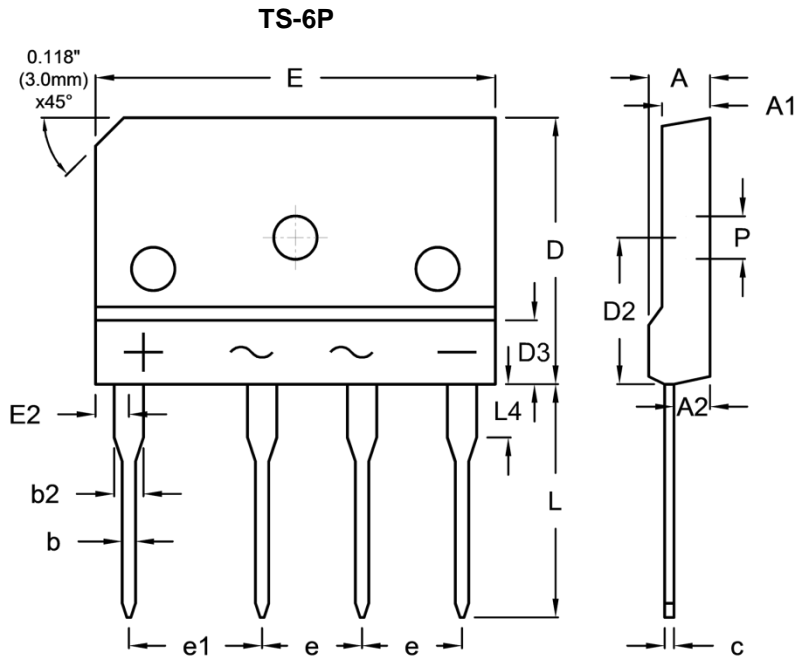
**Fig.4 Typical Forward Characteristics**



**Fig.5 Maximum Non-Repetitive Forward Surge Current**



**PACKAGE OUTLINE DIMENSIONS**



DIM.	Unit (mm)		Unit (inch)	
	Min.	Max.	Min.	Max.
A	4.40	4.80	0.173	0.189
A1	3.40	3.80	0.134	0.150
A2	2.50	2.90	0.098	0.114
b	0.90	1.10	0.035	0.043
b2	2.00	2.40	0.079	0.094
c	0.65	0.75	0.026	0.030
D	19.70	20.30	0.776	0.799
D2	10.80	11.20	0.425	0.441
D3	-	4.80	-	0.189
E	29.70	30.30	1.169	1.193
E2	2.30	2.70	0.091	0.106
e	7.30	7.70	0.287	0.303
e1	9.80	10.20	0.386	0.402
L	17.00	18.00	0.669	0.709
L4	3.80	4.20	0.150	0.165
P	3.10	3.40	0.122	0.134

**MARKING DIAGRAM**



- P/N = Marking Code
- G = Green Compound
- YWW = Date Code
- F = Factory Code

## **Notice**

Specifications of the products displayed herein are subject to change without notice. TSC or anyone on its behalf, assumes no responsibility or liability for any errors or inaccuracies.

Purchasers are solely responsible for the choice, selection, and use of TSC products and TSC assumes no liability for application assistance or the design of Purchasers' products.

Information contained herein is intended to provide a product description only. No license, express or implied, to any intellectual property rights is granted by this document. Except as provided in TSC's terms and conditions of sale for such products, TSC assumes no liability whatsoever, and disclaims any express or implied warranty, relating to sale and/or use of TSC products including liability or warranties relating to fitness for a particular purpose, merchantability, or infringement of any patent, copyright, or other intellectual property right.

The products shown herein are not designed for use in medical, life-saving, or life-sustaining applications. Customers using or selling these products for use in such applications do so at their own risk and agree to fully indemnify TSC for any damages resulting from such improper use or sale.