

**40**mm sq.

# San Ace 40



## General Specifications

- Material ..... Frame: Plastics (Flammability: UL94V-0),  
Impeller: Plastics (Flammability: UL94V-1)
- Expected Life ..... Refer to specifications (L10:Survival rate:90% at 60°C ,  
rated voltage, and continuously run in a free air state)
- Lead Wire ..... ⊕red ⊖black or blue (Sensor) yellow
- Storage Temperature ..... -30°C to +70°C (Non-condensing)

**40×40×20**mm (Mass : 45g) **9P** type

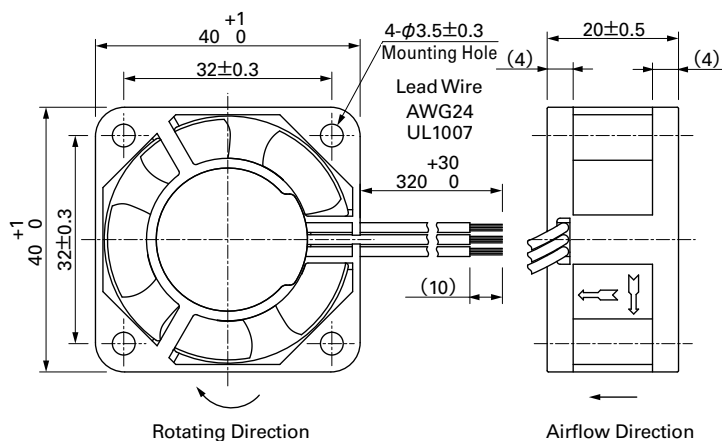
## Specifications

The following nos. **have pulse sensors and ribs.**

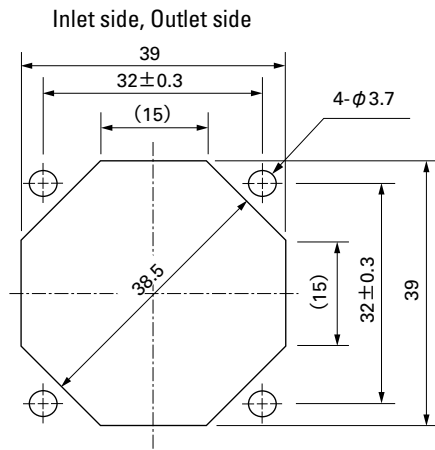
Model No.	Rated Voltage [V]	Operating Voltage Range [V]	Rated Current [A]	Rated Input [W]	Rated Speed [min <sup>-1</sup> ]	Max. Airflow [m <sup>3</sup> /min] [CFM]	Max. Static Pressure [Pa] [inchH <sub>2</sub> O]	SPL [dB(A)]	Operating Temperature [°C]	Expected Life [h]
<b>109P0405J601</b>	5	4.5 to 5.5	0.46	2.3	9,800	0.28 9.9	98.5 0.396	39	-20 to +70	40,000/60°C
<b>109P0405H601</b>			0.32	1.6	8,000	0.225 8.0	65.7 0.264	33		
<b>109P0405F601</b>			0.25	1.25	6,500	0.183 6.5	45.1 0.181	28		60,000/60°C
<b>109P0405M601</b>			0.12	0.60	5,000	0.136 4.8	26.5 0.106	24		
<b>109P0412G601</b>	12	7 to 13.8	0.28	3.36	12,500	0.35 12.4	153.8 0.618	44	-20 to +60	40,000/60°C
<b>109P0412D601</b>			0.18	2.16	11,000	0.31 10.9	124 0.498	42		
<b>109P0412E601</b>			0.13	1.8	9,200	0.26 9.2	87.3 0.351	37	-20 to +70	60,000/60°C
<b>109P0412H601</b>			0.11	1.32	8,000	0.225 8.0	65.7 0.264	33		
<b>109P0412F601</b>			0.09	1.08	6,500	0.183 6.5	45.1 0.181	28		
<b>109P0412M601</b>			0.06	0.72	5,000	0.136 4.8	26.5 0.106	24		
<b>109P0424G601</b>	24	12 to 27.6	0.15	3.6	12,500	0.35 12.4	153.8 0.618	44	-20 to +60	40,000/60°C
<b>109P0424D601</b>		12 to 27.6	0.13	3.12	11,000	0.31 10.9	124 0.498	42		
<b>109P0424H601</b>		12 to 27.6	0.07	1.68	8,300	0.233 8.2	69.6 0.280	35	-20 to +70	60,000/60°C
<b>109P0424F601</b>		14 to 27.6	0.06	1.44	6,500	0.183 6.5	45.1 0.181	28		
<b>109P0424B601</b>		20.4 to 27.6	0.06	1.44	5,200	0.14 4.9	28.3 0.114	25		

Other sensor specifications are available as options. Please refer to the index (pp. 496 to 497).

## Dimensions (unit: mm)



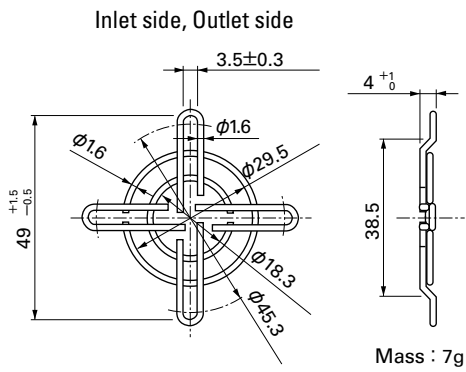
## Reference Dimensions of Mounting Holes and Vent Opening (unit: mm)



## Options (unit: mm)

### Finger Guards

Model : 109-059    Surface treatment : Nickel-chrome plating (silver)    Color  
 : 109-059H    : Cation electropainting (black)

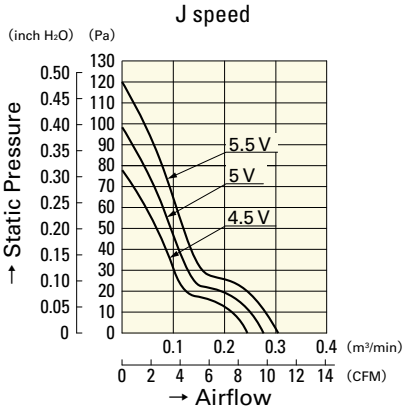


**40** mm sq.

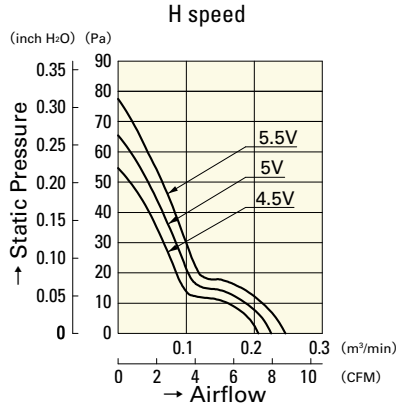
**San Ace 40**

**40×40×20**mm [Mass : 45g]

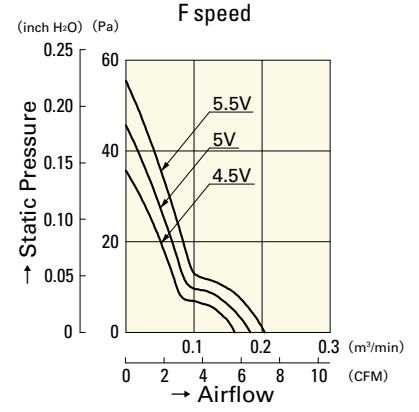
**Airflow - Static Pressure Characteristics**



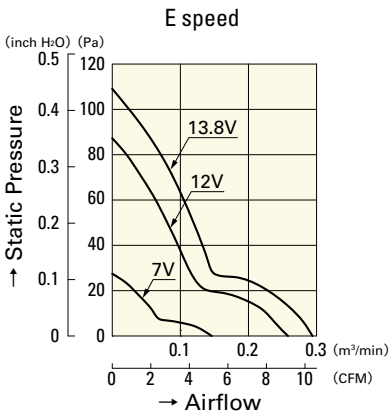
**109P0405J601**



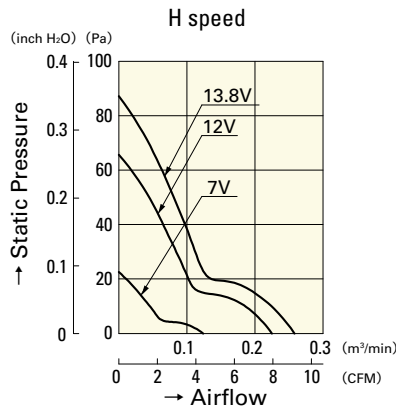
**109P0405H601**



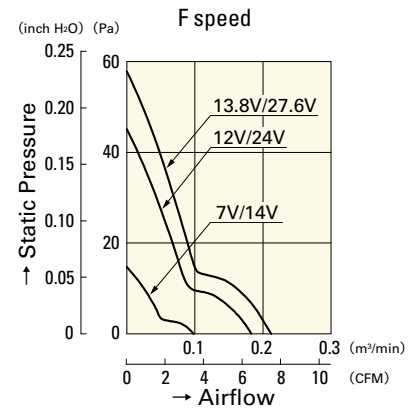
**109P0405F601**



**109P0412E601**

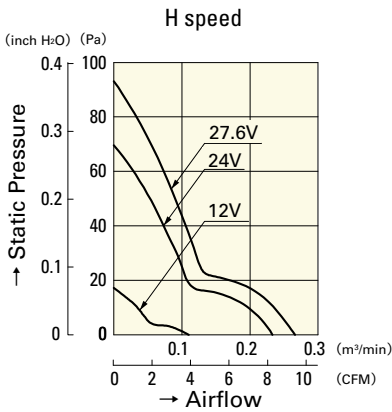


**109P0412H601**

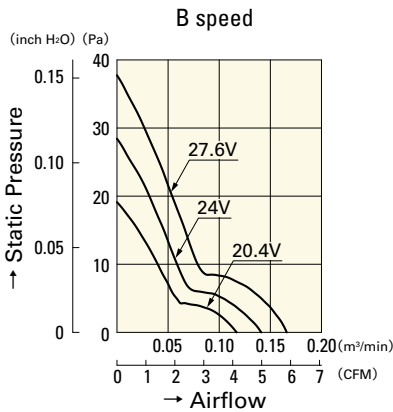


**109P0412F601**

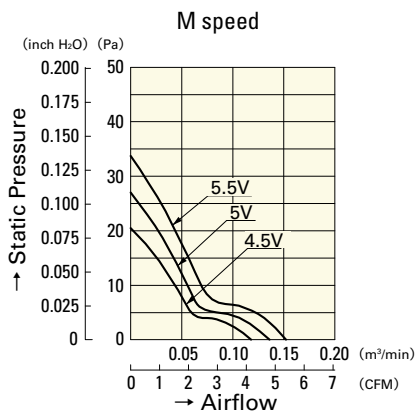
**109P0424F601**



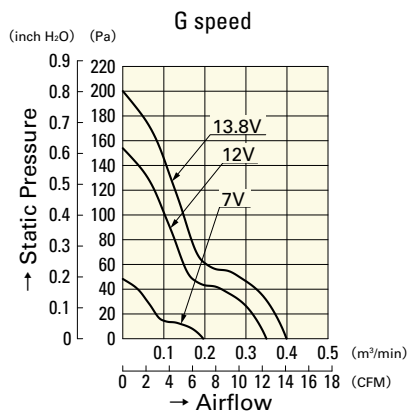
**109P0424H601**



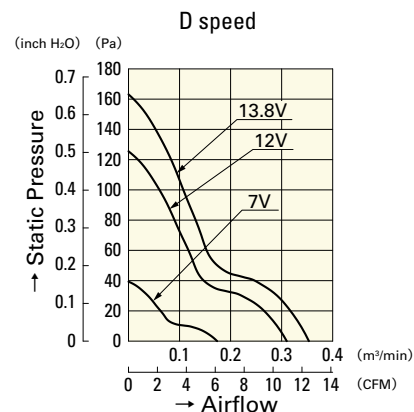
**109P0424B601**



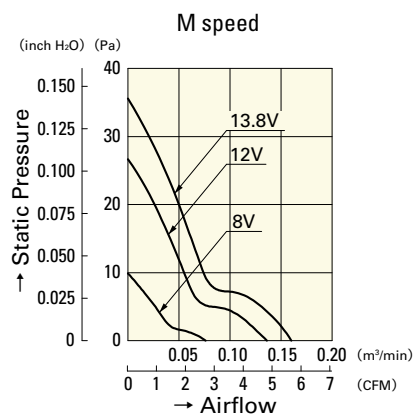
**109P0405M601**



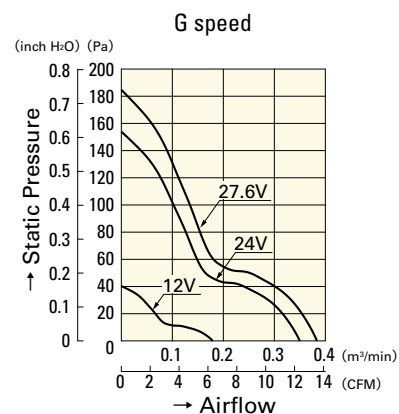
**109P0412G601**



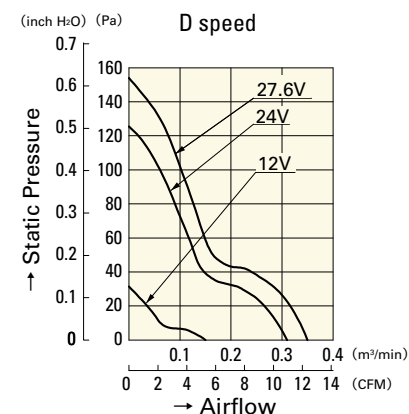
**109P0412D601**



**109P0412M601**



**109P0424G601**



**109P0424D601**