

1500 Standard & 1300 High Inrush Switches

150A to EN61058-1 and 16A 250Vac



Key Features

- Standard rocker switch
- Non-illuminated
- 150A inrush
- Choice of switching circuits including 3 position
- Choice of bezel styles
- Choice of panel cut outs
- Matching indicator
- Single Contact
- Splash resistant option
- DC LED Illumination Available for "P" Rocker
- Panel cut out 'A' style: 27.3 x 12.3mm

Approvals and specifications

- UL 1500 Series 16(4)A 250Vac T125
- UL CSA 16A Non Ind 250Vac, (2 posn) 250Vac 1hp, 125Vac 1/2hp, (3 posn) 250Vac 1/2hp, 125Vac 1/4hp
- 1330 36Vdc 14A
- 1350 72 Vdc 7A
- 1500 & 1510 14 Vdc 10A
- UL 85°C, file E45221, CSA file LR10990

In house test:
10A 24Vdc— Indicative rating only

1300 series 16(6)A 250Vac T125 5E4 (50,000 Ops.)
150A Inrush to EN61058-1

Terminal	Function	Rocker	Body	Finish	Body Colour
<p>C</p> <p>6.3 x 0.8</p>	<p>Standard 1500 ON - OFF</p> <p>1501 HP rating N/A ON - OFF (momentary ON)</p> <p>1502 HP rating N/A ON - OFF (momentary OFF)</p> <p>1510 μ HP rating N/A ON - ON</p> <p>1511 μ HP rating N/A ON - ON (momentary 1 side)</p> <p>1520 μ 125V & 250V 1/2 HP H terminal rated T100 only ON - OFF - ON</p> <p>1521 μ HP rating N/A H terminal rated T100 only ON - OFF - ON (momentary 1 side)</p> <p>1522 μ HP rating N/A H terminal rated T100 only ON - OFF - ON (momentary 2 sides)</p> <p>0430 (Indicator) HP rating N/A H terminal rated T100 only</p> <p>1484 In-house tested to 10(3)A 250Vac 3 position selective</p> <p>1487 In-house tested to 10(3)A 250Vac 3 position selective</p> <p>High Inrush 1300 ON - OFF</p>	<p>A Softline Matt</p> <p>B Splash resistant (with Arcshield) Matt</p> <p>H Slotted (for custom Adaptors) not momentary</p> <p>V Curved Matt or gloss</p> <p>W Splash resistant (with Arcshield) Matt</p> <p>X Two colour Matt ON - OFF only (not momentary)</p> <p>F Flat lens Gloss (0430 only)</p> <p>A Softline lens Matt (0430 only) as F but with raised profile</p>	<p>Panel cut-out Bezel Cut-outs must be punched in the direction of insertion</p> <p>A </p> <p>B </p> <p>L </p> <p>Q </p> <p>R </p> <p>T </p>	<p>M Matt</p> <p>G Gloss</p> <p>Applies to both Rocker & Body</p>	<p>B Black</p> <p>R Red</p> <p>W White</p>
<p>H</p> <p>4.8 x 0.8*</p>					
<p>K</p> <p>2.8 x 0.8*</p>					
<p>T</p> <p>Ø2.1</p> <p>Solder</p>					
<p>U</p> <p>Right angle "T" solder terminal</p>					
<p>X</p> <p>PCB 0.8Sq* *N/A for 1300 series</p>					

UL CSA 20A 250Vac 1hp, 125Vac 1/2hp
UL 85°C, file E45221, CSA file LR10990

In house test:

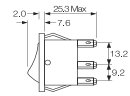
20A 24Vdc — Indicative rating only

The 1500 & 1300 switch range are capable of reaching in excess of 300K cycles

BioCote antimicrobial additive. Independently verified to ISO22196:2007.

3mm contact gap except if marked µ.

Dimensions



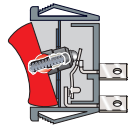
Panel thickness
A, Q 0.75 to 3.3mm
L, B, T 0.75 to 2.5mm
R 0.75 to 3.0mm

* For cut-out details on momentary switches call sales

Splash Resistance

1500 W and B splash resistant options

Feather edge seals and a close fitting collar protect current carrying parts from moisture.
B option has Hytrel collar/seals for enhanced protection.



1300 High inrush, positive break switching

The 1300 series mechanism ensures contact welds formed at switch-on are positively separated by the plunger tube acting directly on the step in the moving contact.

Rocker Colour	Lamp Voltage	Insert Colour	Legend	Legend Colour	Options
Un-Lit	Blank	Blank	Blank	Blank	Finish Matt is standard.
B Black	2 125V Neon	R Red	602A	B Black	Colour Call sales for custom colours. A full range is available for large orders.
R Red	3 250V Neon	W White		W White	Legend printing Select from the examples or call sales for custom legends.
W White	7 12V Filament				Lamp voltage Call sales for details.
Lit	8 24Vdc Filament				Blanking plates A0434 - - Dummy units to fill unused panel holes.
A Amber					Protective cover Snaps on to A, L, Q or T bodies (add G after body code in cat no.), this reduces panel thickness by 1mm.
C Clear					 Panel sealing washer W46 is available for the same body sizes, this reduces panel thickness by a further 0.8mm. Covers are not suitable for momentary types.
G Green					For all options call sales.
R Red					

Examples



☐ C1500AR ---
☒ T1500AR ---



☐ C1500AL ---
☒ T1500AL ---



☐ C1500XL ---
☒ T1500XL ---



☐ C1510AL ---
☒ T1510AL ---



☐ C1520AL ---
☒ T1520AL ---



☐ C0430AL ---
☒ T0430AL ---

5500 Lit Rocker Series

10A 250Vac



Key Features

- Standard rocker switch
- Single Contact
- Illuminated
- Splash resistant option
- Choice of switching circuits
- Panel cut out 'A' style:
- Choice of bezel styles
- Choice of panel cut outs
- Matching indicator

Approvals and specifications

16(4)A 250Vac T85
10(3)A 250Vac T100, (12A 250Vac T125 for P rocker only)

UL CSA 15A 250Vac, CSA 16A Non Ind 250Vac
UL CSA 250Vac 1hp, 125Vac 1/2hp
UL 85°C, file E45221, CSA file LR10990

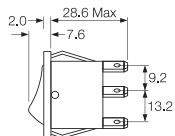
μ contact gap.

For Twin units repeat the order details for both the left and right sides.

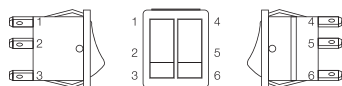
Terminal	Function	Rocker	Body	Body Colour	Rocker Colour
C 6.3 x 0.8	Approvals & ratings vary with function ON OFF Switches - ON when pressed over terminal 3 	A Softline (Matt only) 	A Panel Cut - outs Bezel 	B Black	Un-Lit B Black
H 4.8 x 0.8	5500 μ ON - OFF Single Contact	P Lit window (Matt only) 	B Bezel 	W White	R Red W White
T Solder	5503 μ ON - OFF Lit Switched neutral		L Bezel 		Lit
	5508 μ ON - OFF Lit Unswitched neutral		Q Bezel 		A Amber C Clear
			R Bezel 		G Green
			T Bezel 		R Red

Dimensions

Panel thickness
A,Q 0.75 to 3.3mm
L,B,T 0.75 to 2.5mm
R 0.75 to 3.0mm




Twin units
 Two single switches or a switch and an indicator light can be assembled side by side in one double Contact body.
 For 5500 range panel cut-out details (L, B and T) call sales.



Terminal spacing -
 Contacts 10.8 between centres (twin units)

For twin units the first set of order format details refer to the left hand unit, when looking at the front of the assembly.
 (This has terminal numbers 1, 2 & 3)

Lamp Voltage	Legend	Legend Colour	Options
Blank	Blank	Blank	<p>Finish Matt is standard.</p> <p>Colour Call factory for custom colours. A full range is available for large orders.</p> <p>Legend printing Select from the examples or call factory for custom legends.</p> <p>Lamp voltage Call factory for details.</p> <p>Blanking plate A0434 - - (SP) A0494 - - (DP) Dummy units to fill unused panel holes.</p> <p>Protective cover Snaps on to A, L, Q or T bodies (add G after body in cat no.), this reduces panel thickness by 1.00mm.</p>  <p>Panel sealing washers W46 (Single Contact) and W42 (Double Contact) are available for these body types, this reduces panel thickness by 2mm.</p> <p>For all options call the factory.</p>
2 125V Neon	602A	B Black	
3 250V Neon		W White	
5 12Vdc LED (P Rocker) IF = 20-30mA			
6 24Vdc LED (P Rocker) IF = 20-30mA			
7 12V Filament			
8 24Vdc Filament			

Examples



☐ C5503AL - - -



☐ C5500AL - - -



☐ C5503PL - - -



☐ C5503A/C5430AL



☐ C5503A/C5503AL



☐ C5503P/C5503PL

1500 Twin Units Switches and Indicators

16A 250Vac



Key Features

- Twin unit rocker switch
- Choice of switching circuits including 3 position
- Push-on, solder and PCB terminals
- Choice of bezel styles
- Choice of panel cut outs
- Matching indicator
- Single Contact switches
- Splash resistant option
- Panel cut out 'A' style: 27.2 x 22.3mm

Approvals and Specifications

- 16(4)A 250Vac T125
- UL CSA 16A 250Vac
- UL CSA (2 posn) 250Vac 1hp, 125Vac
- 1/2hp, (3 posn) 250 Vac
- 1/2hp, 125Vac 1/4hp
- UL 85°C, file E45221, CSA file LR10990

For versions with High Inrush or for 50,000 operations,
3mm contact gap except where marked μ .

Terminal	Function	Rocker	Body	Finish	Body Colour	Rocker Colour
<p>C</p> <p>6.3 x 0.8</p>	<p>Approvals & ratings vary with function ON OFF Switches - ON when pressed over terminal 1 or 4</p>	<p>A</p> <p>Softline (Matt only)</p>	<p>Panel Cut - outs Bezel</p> <p>A</p> <p>27.2 27.3</p> <p>22.3/22.4</p> <p>Gloss or Matt</p> <p>B</p> <p>30.0 30.1</p> <p>22.1/22.2</p> <p>Matt only</p> <p>L</p> <p>30.0 30.1</p> <p>22.1/22.2</p> <p>Matt only</p> <p>Q</p> <p>28.2 28.3</p> <p>22.3/22.4</p> <p>Gloss or matt</p> <p>R</p> <p>28.4 28.5</p> <p>23.0/25.4</p> <p>Matt only</p> <p>T</p> <p>28.2 28.3</p> <p>22.3/22.4</p> <p>Matt only</p>	<p>M</p> <p>Matt</p> <p>G</p> <p>Gloss</p> <p>Applies to both Rocker & Body</p>	<p>B</p> <p>Black</p> <p>W</p> <p>White</p>	<p>Un-Lit</p> <p>B</p> <p>Black</p> <p>R</p> <p>Red</p> <p>W</p> <p>White</p> <p>Lit</p> <p>A</p> <p>Amber</p> <p>C</p> <p>Clear</p> <p>G</p> <p>Green</p> <p>R</p> <p>Red</p>
<p>H</p> <p>4.8 x 0.8</p>	<p>1500</p> <p>ON - OFF</p> <p>1510 μ</p> <p>ON - ON</p> <p>1520 μ</p> <p>ON - OFF - ON</p>	<p>B</p> <p>Softline (Matt only)</p> <p>W</p> <p>Softline (Matt only)</p> <p>X</p> <p>Softline (Matt only)</p>	<p>B</p> <p>30.0 30.1</p> <p>22.1/22.2</p> <p>Matt only</p> <p>L</p> <p>30.0 30.1</p> <p>22.1/22.2</p> <p>Matt only</p> <p>Q</p> <p>28.2 28.3</p> <p>22.3/22.4</p> <p>Gloss or matt</p> <p>R</p> <p>28.4 28.5</p> <p>23.0/25.4</p> <p>Matt only</p> <p>T</p> <p>28.2 28.3</p> <p>22.3/22.4</p> <p>Matt only</p>	<p>M</p> <p>Matt</p> <p>G</p> <p>Gloss</p> <p>Applies to both Rocker & Body</p>	<p>B</p> <p>Black</p> <p>W</p> <p>White</p>	<p>Un-Lit</p> <p>B</p> <p>Black</p> <p>R</p> <p>Red</p> <p>W</p> <p>White</p> <p>Lit</p> <p>A</p> <p>Amber</p> <p>C</p> <p>Clear</p> <p>G</p> <p>Green</p> <p>R</p> <p>Red</p>
<p>T</p> <p>02.1 Solder</p>	<p>0430</p> <p>Indicator</p>	<p>A</p> <p>Softline (Matt only)</p>	<p>A</p> <p>27.2 27.3</p> <p>22.3/22.4</p> <p>Gloss or Matt</p> <p>B</p> <p>30.0 30.1</p> <p>22.1/22.2</p> <p>Matt only</p> <p>L</p> <p>30.0 30.1</p> <p>22.1/22.2</p> <p>Matt only</p> <p>Q</p> <p>28.2 28.3</p> <p>22.3/22.4</p> <p>Gloss or matt</p> <p>R</p> <p>28.4 28.5</p> <p>23.0/25.4</p> <p>Matt only</p> <p>T</p> <p>28.2 28.3</p> <p>22.3/22.4</p> <p>Matt only</p>	<p>M</p> <p>Matt</p> <p>G</p> <p>Gloss</p> <p>Applies to both Rocker & Body</p>	<p>B</p> <p>Black</p> <p>W</p> <p>White</p>	<p>Un-Lit</p> <p>B</p> <p>Black</p> <p>R</p> <p>Red</p> <p>W</p> <p>White</p> <p>Lit</p> <p>A</p> <p>Amber</p> <p>C</p> <p>Clear</p> <p>G</p> <p>Green</p> <p>R</p> <p>Red</p>
<p>K</p> <p>2.0 x 1.2</p>	<p>0430</p> <p>Indicator</p>	<p>A</p> <p>Softline (Matt only)</p>	<p>A</p> <p>27.2 27.3</p> <p>22.3/22.4</p> <p>Gloss or Matt</p> <p>B</p> <p>30.0 30.1</p> <p>22.1/22.2</p> <p>Matt only</p> <p>L</p> <p>30.0 30.1</p> <p>22.1/22.2</p> <p>Matt only</p> <p>Q</p> <p>28.2 28.3</p> <p>22.3/22.4</p> <p>Gloss or matt</p> <p>R</p> <p>28.4 28.5</p> <p>23.0/25.4</p> <p>Matt only</p> <p>T</p> <p>28.2 28.3</p> <p>22.3/22.4</p> <p>Matt only</p>	<p>M</p> <p>Matt</p> <p>G</p> <p>Gloss</p> <p>Applies to both Rocker & Body</p>	<p>B</p> <p>Black</p> <p>W</p> <p>White</p>	<p>Un-Lit</p> <p>B</p> <p>Black</p> <p>R</p> <p>Red</p> <p>W</p> <p>White</p> <p>Lit</p> <p>A</p> <p>Amber</p> <p>C</p> <p>Clear</p> <p>G</p> <p>Green</p> <p>R</p> <p>Red</p>
<p>X</p> <p>4.0</p>	<p>0430</p> <p>Indicator</p>	<p>A</p> <p>Softline (Matt only)</p>	<p>A</p> <p>27.2 27.3</p> <p>22.3/22.4</p> <p>Gloss or Matt</p> <p>B</p> <p>30.0 30.1</p> <p>22.1/22.2</p> <p>Matt only</p> <p>L</p> <p>30.0 30.1</p> <p>22.1/22.2</p> <p>Matt only</p> <p>Q</p> <p>28.2 28.3</p> <p>22.3/22.4</p> <p>Gloss or matt</p> <p>R</p> <p>28.4 28.5</p> <p>23.0/25.4</p> <p>Matt only</p> <p>T</p> <p>28.2 28.3</p> <p>22.3/22.4</p> <p>Matt only</p>	<p>M</p> <p>Matt</p> <p>G</p> <p>Gloss</p> <p>Applies to both Rocker & Body</p>	<p>B</p> <p>Black</p> <p>W</p> <p>White</p>	<p>Un-Lit</p> <p>B</p> <p>Black</p> <p>R</p> <p>Red</p> <p>W</p> <p>White</p> <p>Lit</p> <p>A</p> <p>Amber</p> <p>C</p> <p>Clear</p> <p>G</p> <p>Green</p> <p>R</p> <p>Red</p>

Dimensions

Panel thickness
A,Q 0.75 to 3.3mm
L,B,T 0.75 to 2.5mm
R 0.75 to 3.0mm



Call sales for terminal spacing details

Twin units

Two single switches or a switch and an indicator light can be assembled side by side in one double Contact body.



For twin units the first set of order format details refer to the left hand unit, when looking at the front of the assembly.
 (This has terminal numbers 1, 2 & 3)

Splash Resistant



Feather edge seals and a close fitting collar protect current carrying parts from moisture.

B option has Hytrel collar/seals for enhanced protection.

Insert Colour	Lamp Voltage	Legend	Legend Colour	Options
Blank	Blank	Blank	Blank	<p>Finish Matt is standard.</p> <p>Colour Call factory for custom colours. A full range is available for large orders.</p> <p>Legend printing Select from the examples or call factory for custom legends.</p> <p>Lamp voltage Call factory for details.</p>
R Red	2 125V Neon	602A	B Black	
W White	3 250V Neon		W White	
	5 12Vdc LED (P Rocker)			
	6 24Vdc LED (P Rocker)			
	7 12V Filament			
	8 24Vdc Filament			

Examples



☐ C1500A/C1500AL



☐ C1500A/C0430AL



☐ C1500X/C1500XL



☐ C1520A/C1510AL



☐ C1500A/C1520AL



☐ C0430A/C0430AL