


### Small-sized Side-operational SMD Light Touch Switches

Type: **EVQPU**



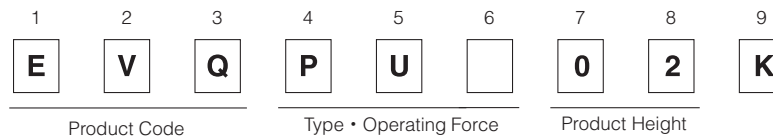
#### ■ Features

- External dimensions : 4.7 mm×3.5 mm(Excluding the push plate), Height 1.65mm
- A wide range of terminal type : J-bent, Straight

#### ■ Recommended Applications

- Operation switches for portable electronic equipment  
(Mobile phones, Digital still cameras, Camcorders,  
Portable audio players, etc.)

#### ■ Explanation of Part Numbers


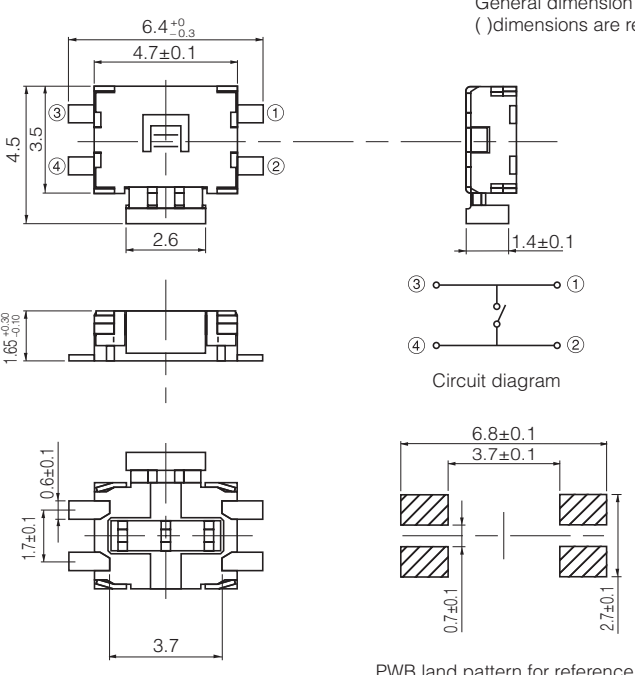

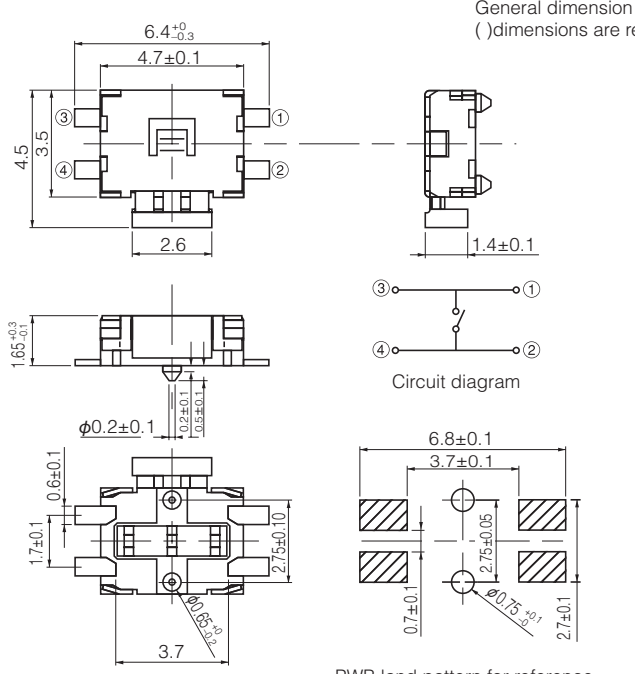


#### ■ Specifications

Type		Snap action / Push-on type SPST
Electrical	Rating	10 $\mu$ A 2 V DC to 50 mA 12 V DC (Resistive load)
	Contact Resistance	500 m $\Omega$ max.
	Insulation Resistance	100 M $\Omega$ min. (at 100 V DC)
	Dielectric Withstanding Voltage	250 V AC for 1 minute
	Bouncing	10 ms max. (ON, OFF)
Mechanical	Operating Force	1.6 N <sup>+0.7</sup> <sub>-0.4</sub> N      2.2 N <sup>+0.8</sup> <sub>-0.7</sub> N
	Travel	0.3 mm <sup>+0.1</sup> <sub>-0.2</sub> mm
	Push Strength	30 N (1 minute)
Endurance	Operating Life	100,000 cycles min.
Operating Temperature		-20 °C to +70 °C
Storage Temperature		-40 °C to +85 °C (Bulk) -20 °C to +60 °C (Taping)
Minimum Quantity/Packing Unit		4,000 pcs. Embossed Taping (Reel Pack)
Quantity/Carton		20,000 pcs.

Design and specifications are each subject to change without notice. Ask factory for the current technical specifications before purchase and/or use.  
Should a safety concern arise regarding this product, please be sure to contact us immediately.

### ■ Dimensions in mm (not to scale)

<p>No. 1</p> <p><b>EVQPUJ</b> <b>EVQPUA</b></p> <p>(Embossed Taping)</p> <p>With straight terminals Without boss</p> 	<p>General dimension tolerance : <math>\pm 0.2</math> ( ) dimensions are reference dimensions.</p>  <p>PWB land pattern for reference</p>			
<p>Part Numbers</p> <p>EVQPUJ02K</p> <p>EVQPUA02K</p>	<p>Operating Force</p> <p>1.6 N</p> <p>2.2 N</p>	<p>Height</p> <p>1.65 mm</p> <p>1.65 mm</p>	<p>Push Plate Color</p> <p>Black</p> <p>Black</p>	<p>Operating Life</p> <p>100,000 cycles</p> <p>100,000 cycles</p>
<p>No. 2</p> <p><b>EVQPUL</b> <b>EVQPUC</b></p> <p>(Embossed Taping)</p> <p>With straight terminals With boss</p> 	<p>General dimension tolerance : <math>\pm 0.2</math> ( ) dimensions are reference dimensions.</p>  <p>PWB land pattern for reference</p>			
<p>Part Numbers</p> <p>EVQPUL02K</p> <p>EVQPUC02K</p>	<p>Operating Force</p> <p>1.6 N</p> <p>2.2 N</p>	<p>Height</p> <p>1.65 mm</p> <p>1.65 mm</p>	<p>Push Plate Color</p> <p>Black</p> <p>Black</p>	<p>Operating Life</p> <p>100,000 cycles</p> <p>100,000 cycles</p>

Design and specifications are each subject to change without notice. Ask factory for the current technical specifications before purchase and/or use.  
Should a safety concern arise regarding this product, please be sure to contact us immediately.

### ■ Dimensions in mm (not to scale)

<p style="text-align: center; border: 1px solid black; display: inline-block; padding: 2px;">No. 3</p>	<div style="text-align: right; font-size: small;">General dimension tolerance : ± 0.2 ( ) dimensions are reference dimensions.</div> <div style="display: flex; justify-content: space-around; align-items: center;"> <div style="width: 45%;"> <p><b>EVQPUK</b> <b>EVQPUB</b></p> <p>(Embossed Taping)</p> <p>With J-bent terminals Without boss</p> </div> <div style="width: 50%;"> <p style="text-align: center; font-size: x-small;">Circuit diagram</p> <p style="text-align: center; font-size: x-small;">PWB land pattern for reference</p> </div> </div>
--	---

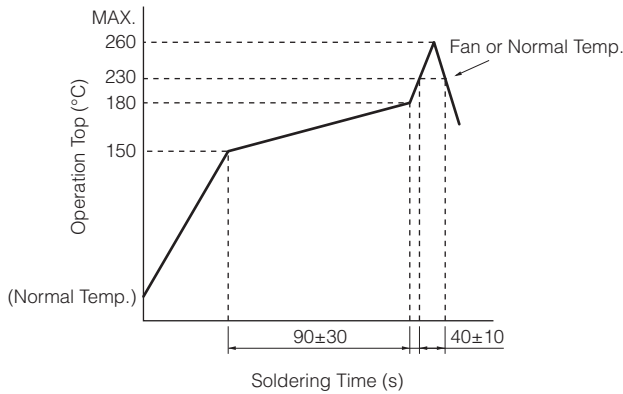
Part Numbers	Operating Force	Height	Push Plate Color	Operating Life
EVQPUK02K	1.6 N	1.65 mm	Black	100,000 cycles
EVQPUB02K	2.2 N	1.65 mm	Black	100,000 cycles

<p style="text-align: center; border: 1px solid black; display: inline-block; padding: 2px;">No. 4</p>	<div style="text-align: right; font-size: small;">General dimension tolerance : ± 0.2 ( ) dimensions are reference dimensions.</div> <div style="display: flex; justify-content: space-around; align-items: center;"> <div style="width: 45%;"> <p><b>EVQPUM</b> <b>EVQPUD</b></p> <p>(Embossed Taping)</p> <p>With J-bent terminals With boss</p> </div> <div style="width: 50%;"> <p style="text-align: center; font-size: x-small;">Circuit diagram</p> <p style="text-align: center; font-size: x-small;">PWB land pattern for reference</p> </div> </div>
--	--

Part Numbers	Operating Force	Height	Push Plate Color	Operating Life
EVQPUM02K	1.6 N	1.65 mm	Black	100,000 cycles
EVQPUD02K	2.2 N	1.65 mm	Black	100,000 cycles

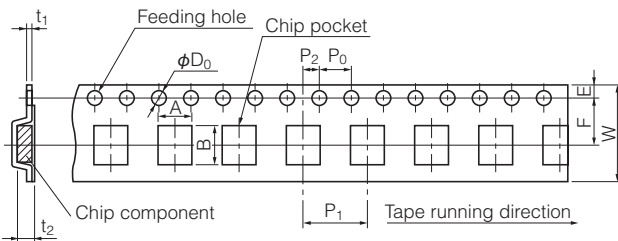
Design and specifications are each subject to change without notice. Ask factory for the current technical specifications before purchase and/or use.  
Should a safety concern arise regarding this product, please be sure to contact us immediately.

## ■ Recommended Reflow Soldering Conditions



## ● Embossed Carrier Taping

Tape width=12.0 mm



Taping condition : Lack of products in the middle of taping should be one MAX, but total quantity specified in the specifications should be secured.  
Peeling off strength of top tape : It should be within 0.2N to 1.0N at 165 degree in peeling off angle.  
Joint of carrier tape : One joint per one reel may exist.

Unit: mm

Part No.	Height	A	B	W	F	E	P <sub>1</sub>	P <sub>2</sub>	P <sub>0</sub>	D <sub>0</sub> Dia.	t <sub>1</sub>	t <sub>2</sub>
EVQPU	1.65	7.0±0.2	5.75±0.20	12.0±0.3	5.78±0.20	1.75±0.10	8.0±0.1	2.0±0.1	4.0±0.1	1.5 <sup>+0.1</sup> <sub>-0</sub>	0.35±0.05	2.4±0.2